

THE



A Call f



-





---

---

---

---

---

---

---

---







A Call f

Figure 2. A histogram of data reliance upon extrapolated estimates by munition type. 4.92 11.16 13.44 reWEgo7.32 0.9116 7p.




Figure 3. A histogram of data reliance upon extrapolated estimates by governorate.

A Call

- 
- 
- 
- 



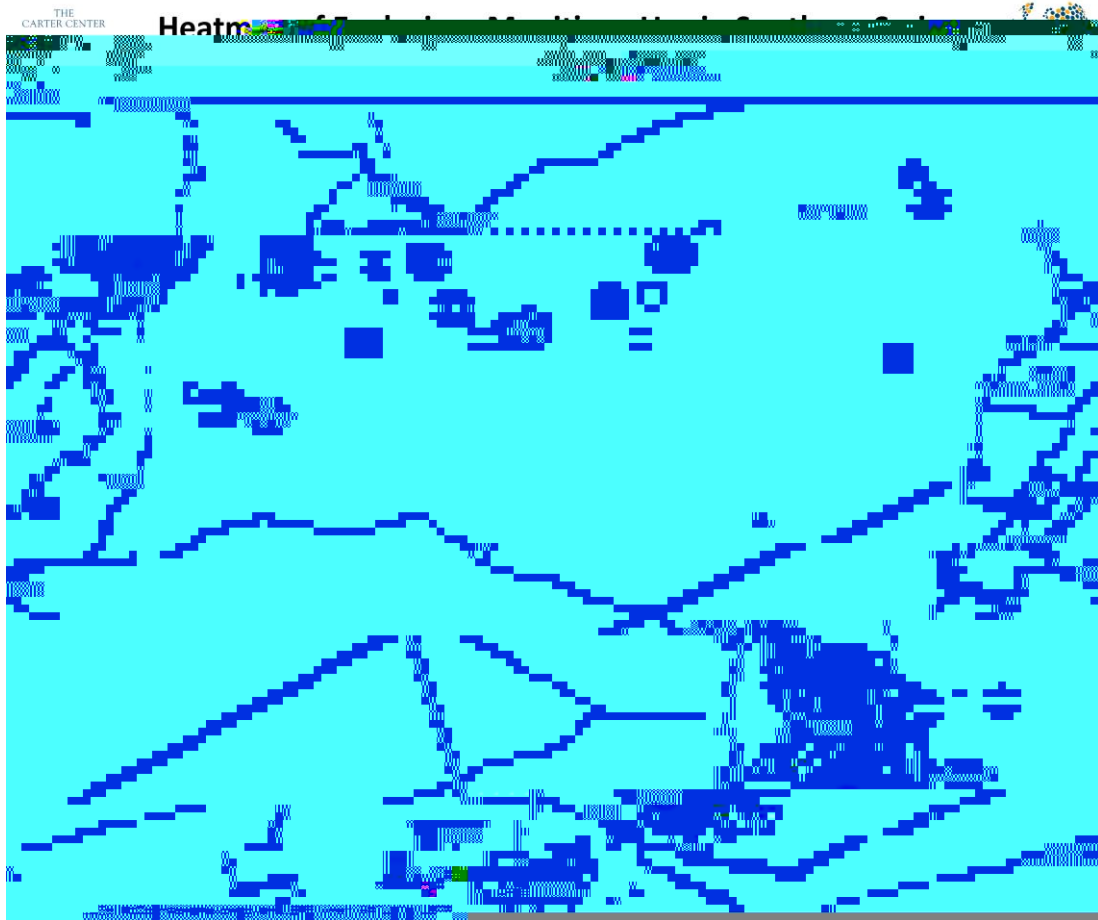



Figure 4. Explosive munitions use density across Syria's Southern Area (excluding the Capital Area).





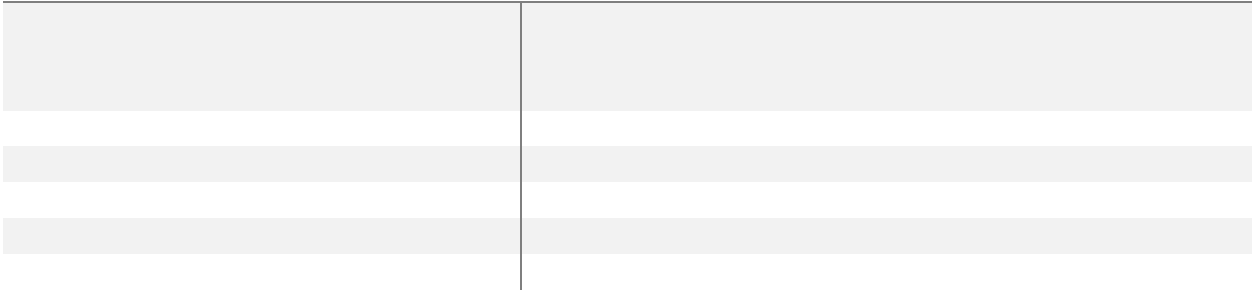




A Call f

and Its

Figure 6. Heatmap of explosive munitions use across Northwestern Syria.









Figure 7. Concentrations of explosive munitions use in Northeastern Syria.



A Call











A Call f

A Call f

and Its