



Date: August 3, 2001

From: WHO Collaborating Center for  
Research, Training and Eradication of Dracunculiasis

Subject: GUINEA WORM WRAP-UP # 115

To: Addressees

**Detect Every Case (within 24 hours), Contain Every Worm (immediately)!**

**COUNTRIES OUTSIDE OF SUDAN REDUCE CASES BY 39% IN JANUARY-JUNE 2001**

Led by Ethiopia (-93%), Niger (-83%), Mali (-71%) and Benin (-67%), the endemic countries remaining outside of Sudan have reduced the number of cases of dracunculiasis by -39% during the first six months of 2001, compared to the same period of 2000 (Figures 1 & 3, Table 1). It now appears that Niger will overtake Togo and may even blow past Cote d'Ivoire this year (Figure 2). If current trends continue, Benin Mali and Mauritania will join Ethiopia and Uganda among the countries that report less than 100 cases each in 2001. However, Benin, Mali, Mauritania and Niger all have some months of their 2001 peak transmission seasons still to come. Preliminary reports in Niger (peak season June-October) for July suggest that its pace-setting reductions will continue. Also noteworthy is that Ethiopia and Uganda each recorded five consecutive months of ZERO indigenous cases in December-April and November-March, respectively. The low rates of cases contained so far this year in some countries (Table 1) are major concerns, and the relatively high numbers of cases and endemic villages remaining in Nigeria, Ghana and Burkina Faso are big challenges as the global Guinea Worm Eradication Program aims to end all transmission of dracunculiasis outside of Sudan by the end of 2002.

Figure 1

**Number of Dracunculiasis Cases Reported by Month Outside of Sudan 1999 - 2001\***

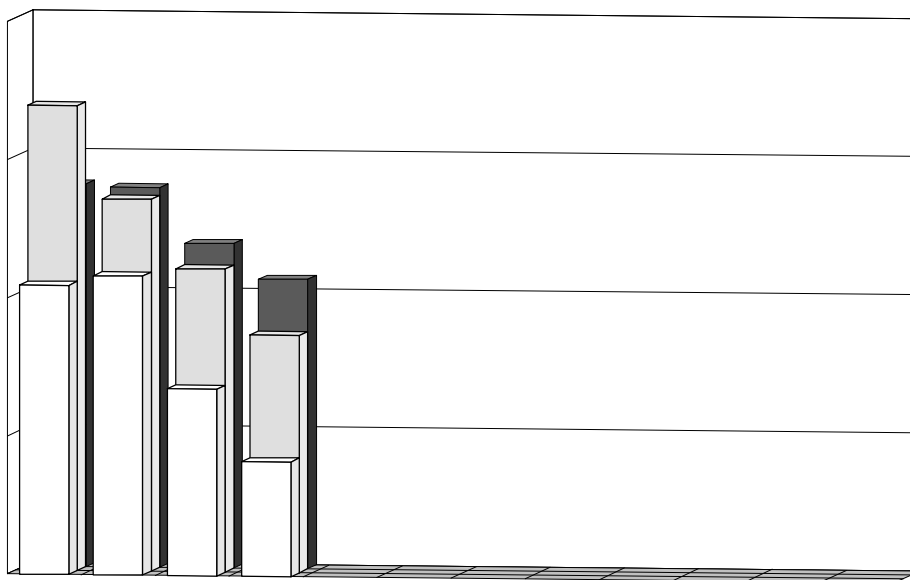


Table 3

**Number of cases contained and number reported by month during 2001\*  
(Countries arranged in descending order of cases in 2000)**

COUNTRY	NUMBER OF CASES CONTAINED / NUMBER OF CASES REPORTED												TOTAL*	CONT.	%
	JANUARY	FEBRUARY	MARCH	APRIL	MAY	JUNE	JULY	AUGUST	SEPTEMBER	OCTOBER	NOVEMBER	DECEMBER			
SUDAN	858 / 2250	1043 / 2002	849 / 1908	895 / 2027	774 / 1836	/	/	/	/	/	/	/	4419 / 10023	44	
NIGERIA	675 / 1044	621 / 1031	423 / 730	170 / 267	208 / 248	214 / 317	/	/	/	/	/	/	2311 / 3637	64	
GHANA	612 / 845	672 / 919	362 / 474	322 / 440	299 / 377	173 / 198	/	/	/	/	/	/	2440 / 3253	75	
BURKINA FASO	18 / 20	25 / 29	35 / 37	38 / 61	113 / 185	122 / 162	/	/	/	/	/	/	351 / 494	71	
NIGER	1 / 2	2 / 2	0 / 0	1 / 2	9 / 13	7 / 12	/	/	/	/	/	/	20 / 31	65	
TOGO	108 / 119	63 / 91	58 / 66	43 / 48	16 / 20	19 / 37	/	/	/	/	/	/	307 / 381	81	
MALI	3 / 6	0 / 0	0 / 0	0 / 0	1 / 2	1 / 2	/	/	/	/	/	/	5 / 10	50	
COTE D'IVOIRE	18 / 40	18 / 60	11 / 38	5 / 6	2 / 9	7 / 8	/	/	/	/	/	/	61 / 161	38	
BENIN	13 / 17	13 / 13	6 / 6	3 / 3	1 / 1	0 / 0	/	/	/	/	/	/	36 / 40	90	
MAURITANIA	1 / 1	0 / 0	0 / 1	0 / 0	0 / 1	3 / 3	/	/	/	/	/	/	4 / 6	67	
UGANDA	0 / 0	0 / 0	0 / 0	3 / 3	6 / 19	15 / 16	/	/	/	/	/	/	24 / 38	63	
ETHIOPIA **	0 / 0	0 / 0	0 / 0	1 / 1	2 / 5	6 / 6	/	/	/	/	/	/	9 / 12	75	
C.A.R.	/	/	/	/	/	/	/	/	/	/	/	/	0 / 0		

# GUINEA WORM RACE: January – June 2001\*

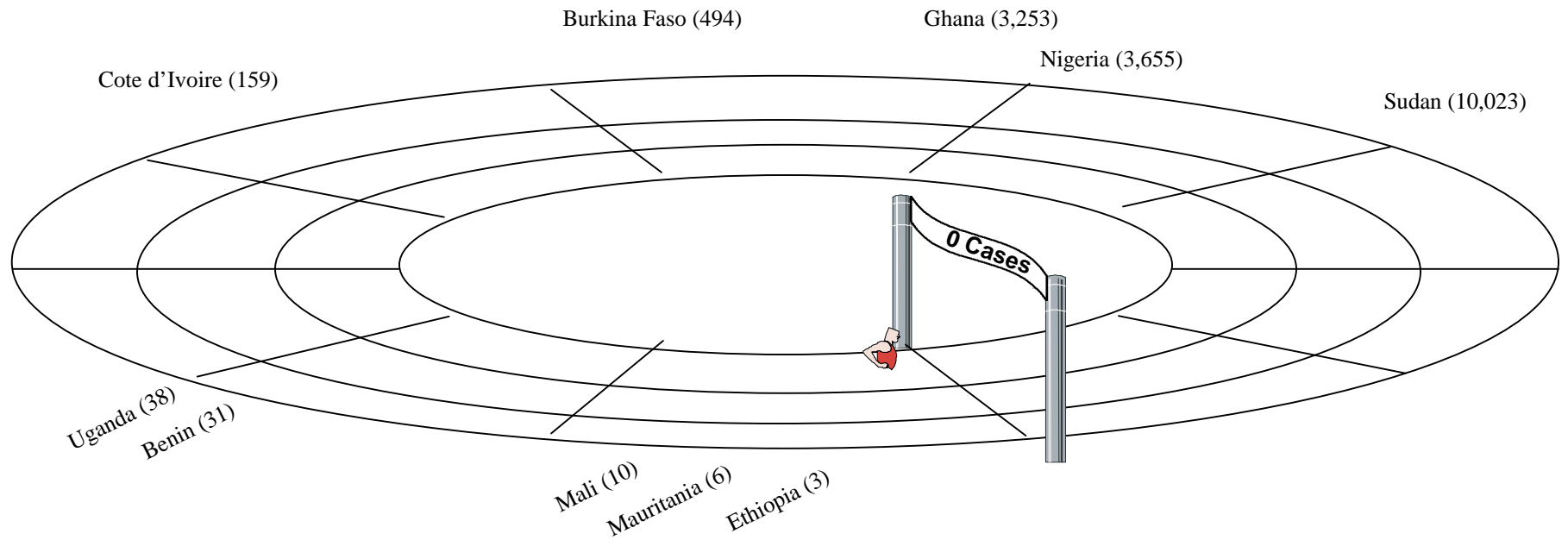
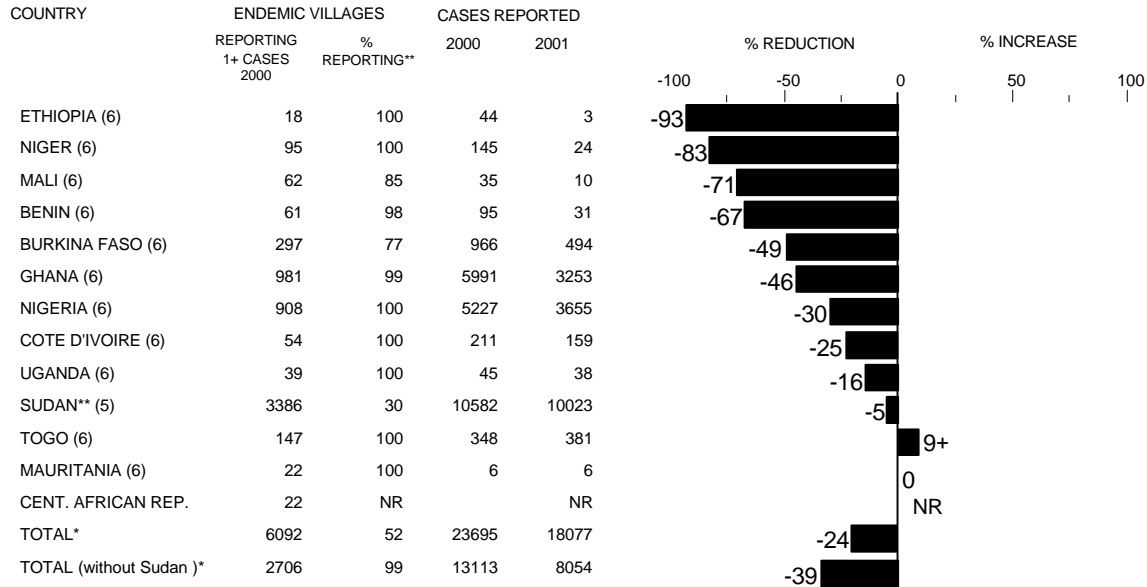


Figure 3

### Percentage of Endemic Villages Reporting and Percentage Change in Number of Indigenous Cases of Dracunculiasis



\* provisional

\*\* 2,600 (33%) of 7,898 endemic villages are not accessible to the program

#### RECENT PUBLICATIONS:

WHO. Dracunculiasis, Kenya. Weekly Epidemiological Record. 76(28):214-5, 2001.

For information about the GW Wrap-Up, contact Dr. Daniel Colley, Acting Director, WHO Collaborating Center for Research, Training, and Eradication of Dracunculiasis, NCID, Centers for Disease Control and Prevention, F-22, 4770 Buford Highway, NE, Atlanta, GA 30341-3724, U.S.A. FAX: (770) 488-4532. The GW Wrap-Up web location has changed to <http://www.cdc.gov/ncidod/dpd/parasites/guineaworm/default.htm>