


LYMPHATIC FILARIASIS ELIMINATION AND SCHISTOSOMIASIS CONTROL IN COMBINATION WITH ONCHOCERCIASIS CONTROL IN NIGERIA

DONALD B. HOPKINS, ABEL EKECE, EMACANIEL S. ABEL, IBRAHIM GONDO, ET AL.



treatment interventions with Mectizan, albendazole, and praziquantel for all three diseases, without adversely affecting

for onchocerciasis based on a broad assessment survey carried out in 1992 with the aid of The River Blindness Foundation,

The impact of environmental treat

[The remainder of the page is almost entirely obscured by heavy black redaction bars.]

Pankshin LGA, Plateau State, Nigeria

Panel A

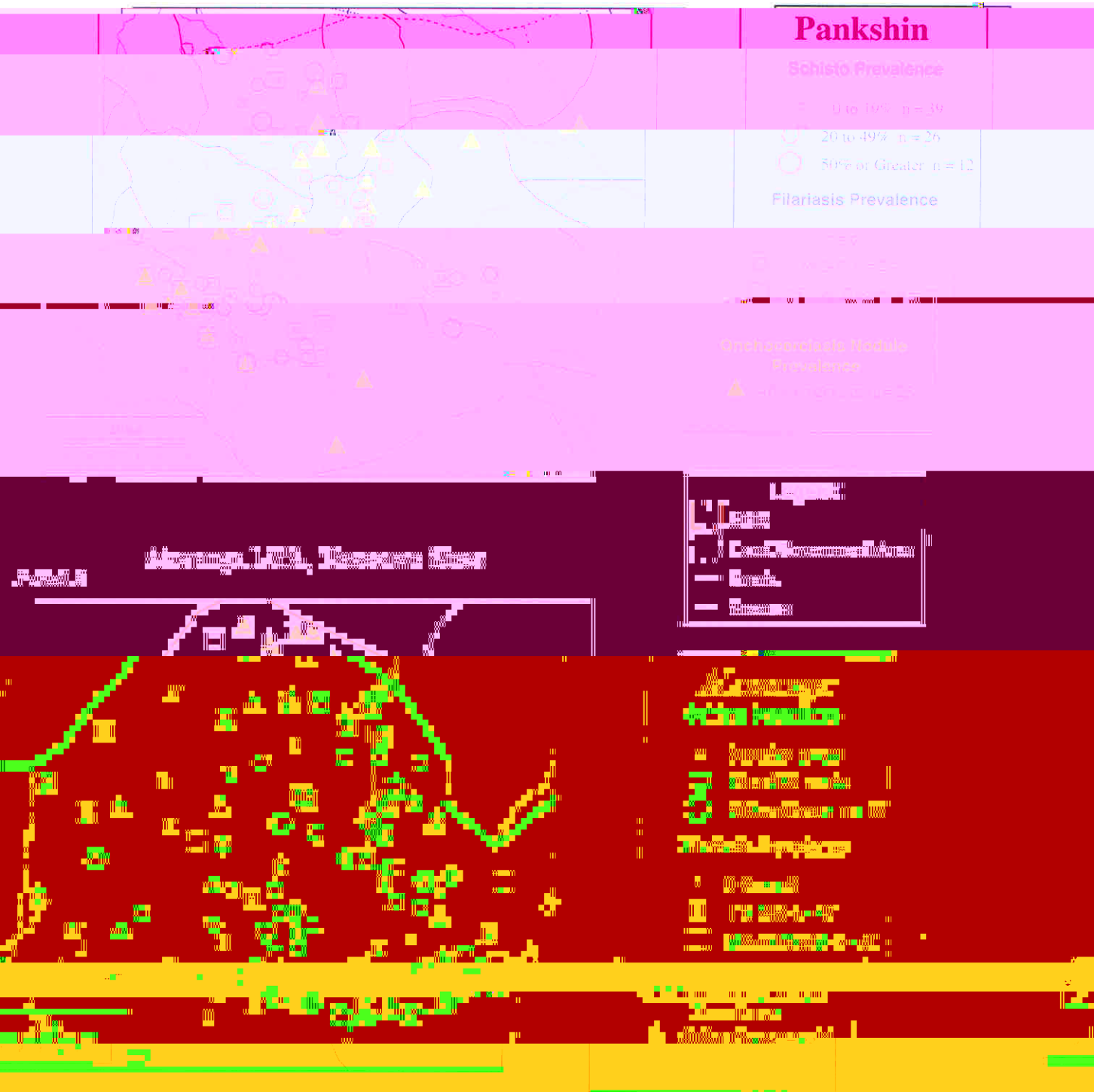
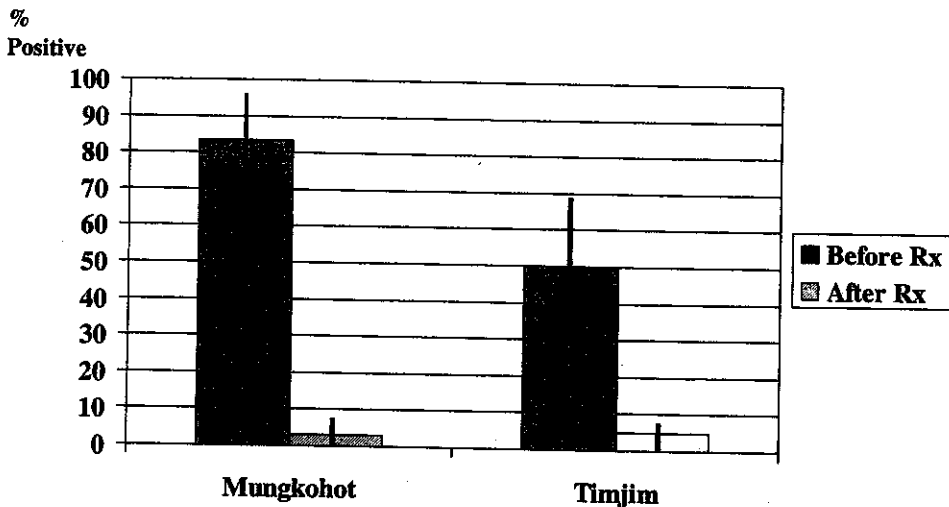


Figure 2. Panel A: Plots of 88 villages in Pankshin local government areas (LGA), Plateau State, for which latitude and longitude data were available, showing prevalence of urinary schistosomiasis (77 villages—red circles), lymphatic filariasis (67 villages—blue squares), and onchocerciasis nodules (67 villages—green triangles). Prevalence of all three diseases is based on the standardised quantitative (Q) test method. The prevalence of urinary schistosomiasis is based on the quantitative (Q) test method, with 47.4% of villages having prevalence of 25% or greater. Panel B: Plots of 108 villages in Akwanga LGA, Nasarawa State, for which latitude and longitude data were available, showing prevalence of urinary schistosomiasis (108 villages—red circles), lymphatic filariasis (108 villages—blue squares), and onchocerciasis nodules (108 villages—green triangles). Prevalence of all three diseases is based on the standardised quantitative (Q) test method. The prevalence of urinary schistosomiasis is based on the quantitative (Q) test method, with 47.4% of villages having prevalence of 25% or greater.

Implementation of Interventions. By the end of 2000, 53,480 persons had been treated with praziquantel, in 105 villages of the two LGAs, including 8,650 persons treated in

tive to help ministries of health provide millions of tablets of donated Mectizan for onchocerciasis. The new initiative to eliminate lymphatic filariasis could expand rapidly in Africa



***Based on heme positive urine dipstick testing**

FIGURE 4. Impact on Schistosomiasis haematobium prevalence in school aged children: Hematuria* (blood in urine) before (1999) and after two annual rounds of praziquantel treatment in two villages in Nigeria. (Bars show 95% Confidence Intervals)

cation process comparatively difficult. Second, to promote smoother integration of SH into the integrated program

Financial support: LF and schistosomiasis activities in this project were carried out with support from G... ..

8. World Health Organization, 1995. *Onchocerciasis and its Control: Report of a WHO (Geneva, Switzerland) expert committee on Onchocerciasis control*. World Health Organ Tech Rep Ser 852.
9. Jiya JJ, 1998. Problems and perspective in programme management: the case of the National Control Programme in Nigeria. *Ann Trop Med Parasitol* 92: S167-168.
10. [REDACTED]
11. [REDACTED]
12. [REDACTED]
13. [REDACTED]
14. [REDACTED]
15. [REDACTED]
16. [REDACTED]
17. Federal Ministry of Health, 1997. National Plan of Action in Schistosomiasis Control in Nigeria, 1997-2001, Abuja, page 8.
18. Richards F, Gonzales-Peralta C, Jallah E, Miri E, 1996. Community-based distributors in the delivery of injective contraceptives. *Research Series No. 26 WHO/DAP/COD/98.5*, Geneva, page 77.